



# BEDFORD



**BEDOUIN**



## Bedouin



Ruggedness, space, comfort and convenience were the design brief for the Bedouin. It meets them all—with margins to spare.

Ruggedness is guaranteed by the world-proved Bedford CF chassis which combines reliability with car-like handling and economy. Space, comfort and convenience have been achieved by CI Autohomes' designers who have created a remarkable air of spaciousness blended with tasteful decor—and have packed the Bedouin with ingenious features.

The smartly styled caravan body is double skinned and fully insulated. Long, safety glass side windows have sliding sections with extra ventilation available from an overhead roof light and ventilator.

Every aspect of the Bedouin projects quality and comfort. Foam filled upholstery with smart covers; brightly patterned curtains; elegant, simulated wood grain furniture. The Bedouin is practical in concept too.

The sink, with draining board, is fed by an electric pump drawing from a large 16-gallon underfloor plastic tank. A two-burner cooker with grill gives a surprisingly wide scope for tasty snacks or full scale meals.



Any caravanner will confirm the usefulness of a refrigerator and the Bedouin has a special recess for this optional equipment. The vinyl floor covering is practical—it's easy to clean as well as being decorative and hard-wearing.


Converting the Bedouin to bedroom layout is where C.I. Autohomes show their special skills. The dinette can be switched to a large double bed in seconds—and it's 6ft 3in long! There's also a pull out double bed at the rear plus a foldaway bunk so five adults can be comfortably accommodated for the night.

Bright curtains swish around on nylon fittings and three transistorised fluorescent lights give controlled illumination. Whether in 'day' or 'night' layout, tidiness is assured in the Bedouin. Cupboards, lockers and a drawer store all the essentials for leisure living and the vast storage area above the cab is particularly useful for bedding. There's also a big walk-in wardrobe at the rear which doubles as a toilet compartment.

Up front, the de luxe cab matches the living quarters in spaciousness and comfort. Throughout the cab there's car-type trim and the contoured, foam filled seats make for relaxing driving.

Weekdays, weekends or world travel—the Bedford Bedouin takes them comfortably in its stride.





### Chassis specification

Bedford CF 22 cwt chassis-cab with de-luxe cab, passenger cab seat, raised suspension, cab interior mirror, spare wheel and tyre, servo assisted brakes.

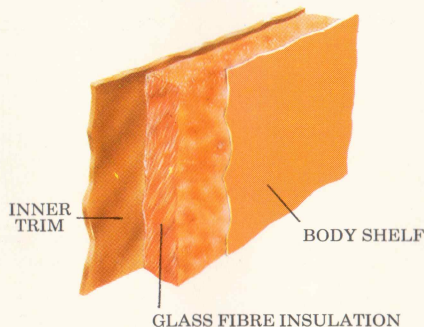
### Body specification

Cooker with 2 burners and grill. Sink fed with water from an underfloor 16-gallon/72-litre tank, operated by an electric pump. All working surfaces are of tough, heat resisting material with matching edging. The floor is covered in vinyl. Large hanging wardrobe with hinged door. High level cupboards with a mirror fitted to offside. Storage space beneath beds and in the Luton head. One pull-out double bed to nearside, whilst behind the cab are storage bedboxes with a sliding cushion arrangement which converts to forward facing seats, dinette or double bed. A rollaway bunk is found above. Free-standing table with folding legs. Underfloor gas bottle compartment accessible from exterior only. Fixed step at rear with entry through a lockable

door. The fabric upholstery has contrasting coloured curtains with matching ties. The tinted roof-light can be secured in the open position for extra ventilation.

### Body construction

Light, strong, timber frame panelled in non-corrosive alloy and one-piece GRP roof panel. The entire body shell is insulated with glass-fibre wool. Aluminium window frames with sliding portions for ventilation.



### Extra equipment

Refrigerator; fly screens; sealed-lid chemical toilet.

### DIMENSIONS

#### Exterior

Overall length	188.25in/4781mm
Overall width	83.25in/2114mm
Overall height	105.01in/2667mm

#### Interior

Length behind driver (max)	113.00in/2870mm
Width (maximum)	78.75in/2000mm
Height	74.00in/1880mm

#### Bed sizes

Double bed behind cab	75.00 x 43.00in/ 1905 x 1092mm
Rear double bed	72.00 x 46.00in/ 1829 x 1168mm
Rollaway bunk	70.00 x 27.00in/ 1778 x 685mm

**Vehicle Weight** 32cwt/1635kg (approx)



Vauxhall Motors Ltd. Luton, England.  
Printed in England. Imprime en Angleterre.  
The right is reserved to alter any detail of price, specification or equipment without prior notice.  
B1634/2/74

**GI AUTOHOMES**

500 Ringwood Road, Parkstone, Poole,  
Dorset, England.

Tel : Parkstone 748494. Telex : 41342.