



What's a Bedford HA van got?...





the lion's



share...



Of success



From its introduction in 1964 the Bedford HA van has been an outstanding success – a King of the road. Efficient performance, big load space, real economy, durability, practical design and unique versatility have made it a recognised leader in its field.

Two basic models, HAE and HAV with 4-speed gearbox have provided a winning duo for operators everywhere.


Special bodies include an estate car and a caravan. Outstanding after-sales service has assured nearly half a million HA van owners of economical running costs day after tireless day.

Of space



A big-big load deck gives seventy cubic feet of money-earning loadspace. And it's all usable space. The low loading level (508 mm.) and big wide, full width rear doors make it safe, fast and easy to load and unload whenever the need.

Of power



The 1256 cc. engine is a real lion-hearted puller, low stressed for long life and fitted with a 17 mm. carburettor for real fuel economy. The HA thrives on the cheapest fuel. From the four-speed all synchromesh gearbox to the tight 9.14 m. turning circle the HA is an easy-to-drive power-in-hand van that just keeps on going – whatever the conditions – whatever the load.

Of strength



After endless tests on the rough, tough Bedford test tracks, the HA has really proved itself. It's as strong as a lion – and nearly half a million on the road have proved it!

Bedford toughness means less maintenance and when this is backed by the Bedford nationwide dealer network, that means real dependability – working to the limit, day after tireless day – for years.

Of economy



The HA is made to make money – for you. The capital cost is low. The maintenance is minimal and the low running costs are a byword. The HA is designed to work hard and cost little, and that's just what it does!


Of elegance



A hard working van can look handsome – the HA has proved it. The clean lines, elegant and compact design can be recognised on the road everywhere. Ideally suited to carry your name-style and available in an attractive range of colours, the HA van can be a splendid courier for your business – wherever you are.



HAE light van



The HAE light van has a comfortable and roomy cab with a well upholstered seat with seat belt. Gives a natural driving position with good all-round visibility. The wide doors, wind-up windows, unique draught-free ventilation, easy-to-hand short floor-mounted gearchange and all synchromesh gearbox ensure tireless driving all through a busy day. There is a fitted heater too for extra comfort.


The four cylinder 1256 cc. power unit runs at its peak on the lowest cost fuels. Spare wheel and tool kit are locked safely away under the body floor, 61 cubic feet (1.73 m³) of load capacity in the well designed body gives big-big load space with 9 cubic feet (0.25 m³) more space available beside the driver if necessary.



A seat conversion kit is available and provides two additional seats behind the driver.

When the rear seat is not in use it folds flat with the floor leaving a completely flat loading area for normal van use. The front passenger seat is an optional extra.

A light, strong ladder rack, specially designed for both vans, can be fitted or dismantled in a matter of minutes. It spreads the load evenly and will not scratch or otherwise mark the paintwork.







HAV heavy duty van



The heavy-duty HAV van combines all the features of the HAE van with heavier rear axle, springs and wheel equipment giving an additional payload allowance of 369 lb. (167 kg.) including driver.

Additional features of the HAV heavy-duty van include a bright anodised grille; a parcel shelf; a cab rear floor mat; chrome instrument bezels; a bright metal body side trim and an interior roof lamp with door courtesy switches. The same effortless loading and unloading as the HAE van is made through the wide opening rear doors and the low loading height of twenty inches (508 mm.).








The Beagle estate

The Bedford Beagle estate is a Dormobile conversion of the HAV van that enables you to truly combine business with pleasure.

For work – fill up the whole van area. For private use – just push up the rear seat and relax in the comfort of a four-seater. Even with the rear seats in use there is still 55 cubic feet (1.56 m³) of load space available, and easily accessible from the large rear doors.

The Beagle interior is smart, simple and exceptionally well-designed. The fascia is padded for safety and the instrument cluster is deep-bezelled to minimise glare and reflections. Finger-tip control of flashing turn indicators, horn, main or dipped beam and headlamp flasher (operates main beam day or night), from the single arm below the steering wheel.





The Bedford Beagle is a handsome ambassador on the road, and easily recognisable by the attractive side flash finished in a contrasting colour


to the basic van colour. Full length side windows are fitted, giving the maximum of light to the interior and safe all round vision. No trouble

reversing the Beagle into a tight spot! The door windows are unique with their draught-free ventilation.

The Roma



The real breakthrough in motor caravan design – the Roma 2/3 berth de Luxe. By day – a four-seater saloon car. By holiday or weekend away – a uniquely compact yet spacious motor caravan. A delight for owners, young and not so young. The Roma is an astonishing piece of



design. It's custom built, based on the supremely successful Bedford HA. Fitted with the famous Dormobile elevating roof, standing headroom is 6 ft. 4 in. (1930 mm.)! A storm-proof rear extension provides space for a luxuriously upholstered 6 ft. (1829 mm.) double bed converted from the rear bench


seat and a further bed section. The made-up bed still leaves you room to move about. Blanket storage space is incorporated within the tailgate with more space behind the rear seat. Both front seats tip forward to give extra room – and on the de Luxe model an occasional rearward-facing seat is fitted to the back of the front passenger seat. A hanging wardrobe with fully enveloping curtain is fixed



to the nearside, and opposite it, conveniently positioned next to a moulded plastic stowaway basin, is a small grill cooker. Other features include storage lockers, clothing and sundries compartments, shelving, Camping Gaz storage space, interior electric light, curtains and full-length side windows with swivel-opening quarter sections.



The cushioned seating is covered in toning, wool-faced moquette and the flat floor is fitted with tough, textured material.
The Roma is a perfectly normal saloon car for four, transforming to a miniature home for travelling away for more than a day.





Engine

Bedford engines are lion-hearted pullers, combining flexibility and power with real economy. The HA engine is as modern as modern techniques can make it, yet works like a thoroughbred on the lowest cost fuels. Instant starting, smooth low-speed torque and quick acceleration make it a nippy and economical worker on the crowded roads of today. Diaphragm clutch and all synchromesh 4-speed gearbox give a rich flow of endless power.

And it looks after itself! Once the HA is on the road it stays there – day after tireless day.

When the HA just has to be serviced it is a simple operation. Easy access to full width of engine puts everything right to hand – then back on the road – Fast!



Petrol

Bore: 3.188 in. (81 mm.)

Stroke: 2.400 in. (60.9 mm.)


Displacement: 76.6 cu. in.
(1256 cc.)

Compression ratio: 7.3:1

Net installed b.h.p.: 39 at 4600
r.p.m.

Net installed torque: 57.6 lb./ft. at
2500 r.p.m.

Colours



Every complete Bedford body is phosphate cleaned and finished in green primer, providing the perfect base for paint finishing. Every Bedford van can be completely painted inside and out in any one of the handsome colours shown opposite at a very moderate additional cost.

Matador Red

Strata Blue

Fir Green

Ash Grey

Grecian White

Navy Blue

Deep Bronze Green



Specification

HAE and HAV models

Front Suspension Independent. Short and long arm layout with single 3-leaf transverse spring. Rating 1100 lb. (499 kg.).

Gearbox 4-forward speed, all synchromesh, and reverse. Ratios: 3·46; 2·213; 1·404; direct; reverse 3·707:1. Floor-mounted gearshift.



Electrical 12-volt negative earth. Fingertip control for horn, direction indicators, headlamp dip and flash. Two head, side, tail and stop lamps.

Wheels & Tyres HAE 3·50B x 12 wheels with 5·50 x 12, 6PR, tubeless tyres. HAV 4J x 12 wheels with 5·50 x 12, 6PR, tubeless tyres.

Rear Axle Semi-floating hypoid axle. Ratio: 4·125:1. Rating 1750 lb. (793 kg.); Semi-elliptic rear springs. HAE 5 leaves; HAV 6 leaves.



Brakes Hydraulic, 2 leading shoes front, leading and trailing shoes rear. 8-in. dia. drums. Total lining area 125·67 in. (810 cm²).

Steering Rack and pinion steering. Ratio: 16:1. Turning circle, kerb to kerb, 30 ft. (9144 mm.). Wall to wall 32 ft. (9754 mm.).

Equipment Jack, screenclean, heater/demister, driver's seat belt and sun visor, steering column lock, wheel wrench, spare wheel and tyre with thief-proof cradle are supplied. The starting handle is an approved accessory.



Dimensions



Dimensions

	ins.	mm.
A – Wheelbase	91.5	2324
B – Overall length	150.2	3815
C – Overall height	57.4	1458
D – Overall width	62.0	1575
E – Body width	58.3	1549
F – Front overhang	22.2	564
G – Rear door opening width	40.5	1027
H – Body interior height	39.2	995
J – Door opening height	35.2	895
K – Dash to rear doors	114.0	2895

L – Body Floor length	67.2	1703
M – Loading height	20.0	508
N – Body interior width	50.6	1424
P – Width between wheel arches	38.2	970
R – Wheel arch length	25.0	635
S – Cab door width	40.5	1029
T – Mean track	48.2	1269
U – Back of seat to rear doors	59.7	1675
V – Ground clearance	5.0	127
Max. driver headroom	41.3	1049

Gross Weight

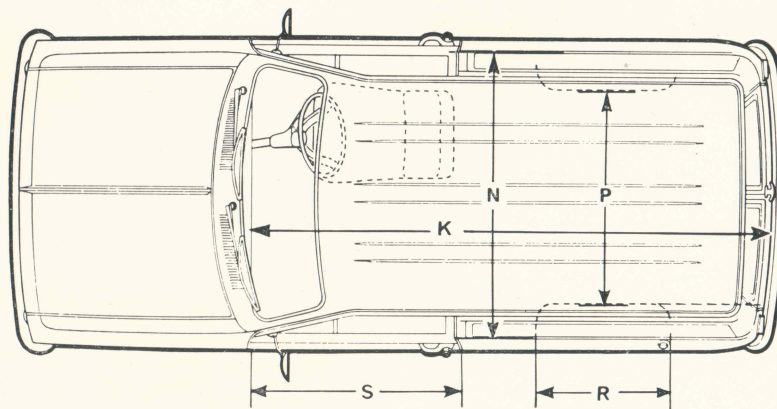
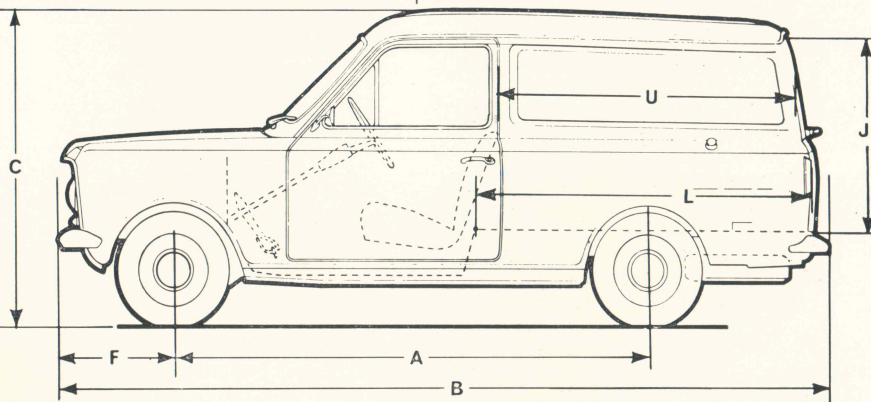

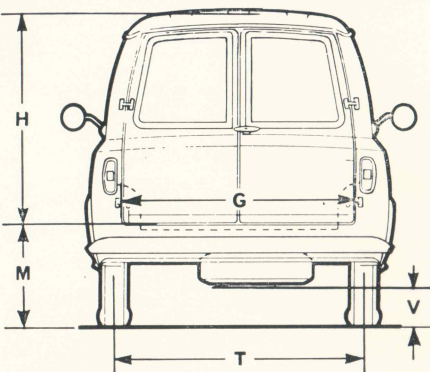
HAE	– 2464 lb. 1118 kg.
HAV	– 2688 lb. 1219 kg.

Kerb Weight

HAE	– 1580 lb. 716 kg.
HAV	– 1615 lb. 732 kg.

Payload capacity including driver


HAE	– 884 lb. 402 kg.
HAV	– 1073 lb. 487 kg.



For bigger loads



From the wide and highly successful Bedford range there is a vehicle designed exactly to suit your needs. Whatever the operating conditions, for whatever payload, there is a Bedford made to your measure. Choose your wheelbase, petrol or diesel power unit, four- or five-speed gearbox, single- or two-speed axle, normal or forward control and every conceivable optional extra. Bedford – long renowned for low original cost, maximum mileage and minimum maintenance. Your dealer has full details of the Big Bedford range – just ask for them.



The right is reserved to alter any detail of price, specification or equipment without prior notice.

Published by Vauxhall Motors Ltd
Printed in England
Imprimé en Angleterre
BX 1336/9/71

