

THE NEW
BEDFORD
DORMOBILE
CARAVAN





*SLEEPING FOR
FOUR IN THE
4 - BERTH MODEL*

*The 2-berth model has
similar lower beds
(Handbrake can be
positioned on offside
if required)*

The DORMOBILE Caravan—2 and 4 berth models

(2-BERTH MODEL SHOWN ON FRONT COVER; 4-BERTH MODEL ON BACK COVER)

Combining all the patented features of the famous Bedford DORMOBILE with the fixtures and fittings essential for caravanning, the new DORMOBILE Caravan presents a compactly designed self-contained vehicle of unique versatility and appeal.

AND NOW A 4-BERTH SLEEPER

Offered as an alternative to the original 2-berth model, thousands of which are already in the hands of enthusiastic owners, this new 4-berth sleeper presents a triumph in practical designing, and is specially suitable for family touring, holidays, and week-ends.

FREE AS THE WIND

You can drive the DORMOBILE Caravan to any accessible place you choose—down narrow lanes, up mountain roads. It handles and manoeuvres like a car and it can be parked in rough and restricted places owing to its good ground clearance and excellent steering lock. Gone are the restrictions caused by towing, or caravan parks, and the expense of hotel accommodation and—in addition to family touring holidays, it can be used for week-end picnics and excursions and for attending race meetings and sporting events where it represents a mobile grandstand, with refreshment facilities laid on. It is also eminently suitable for travelling representatives and salesmen as a bedroom-cum-office.

SPECIFICATION

The DORMOBILE Caravan is a conversion of the Bedford 10/12 cwt. van. The modern, functional design of the van has no false streamlining or awkward obstructions. Its exceptional manoeuvrability and smooth riding qualities make it ideal for this type of conversion. The latest type chassis and all steel body are equipped with an all-synchromesh gearbox and powered by the new 1½ litre Vauxhall Victor engine. Once again, the highly successful combination of Martin Walter and Bedford have provided another vehicle of practical design yet surprising performance and economy.

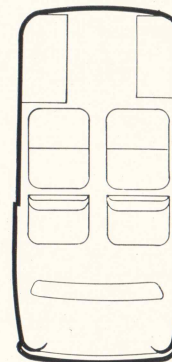
SEATING

The patent DORMOBILE seating is retained with improvements. There are separate, fully adjustable seats provided for the driver and front passenger. Behind these are two individual seats which slide together to form a bench seat for three persons when necessary.

These rear seats also fold down, forming seating for two passengers each side. Alternatively, the rear seats can fold up close to the body sides, leaving clear floor space for luggage and equipment.

All seats are made of special laced-spring cases with foam overlay material and offer superb comfort.


*Various positions of patent
Dormobile seating*



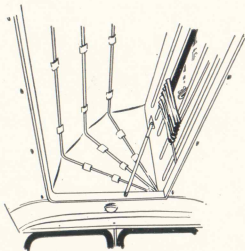
*Normal position
of rear seats*



*Rear seats folded down
to form seating for two
passengers each side*



Seats folded to form one double bed or two single beds



Elevating roof panel and canopy



4-berth model. Access to upper berths by this folding step

SLEEPING for TWO or FOUR

By operating the patent DORMOBILE seating mechanism, the front and back seats can be folded down instantly to form two full-length beds, measuring 6' 1" in length and 1' 11½" in width. When desired, the two single beds slide together to form a double bed, measuring 6' 1" in length and 4' wide.

4-Berth Model

In addition to the above, sleeping accommodation for a further two persons is provided by folding stretcher-type beds, which are fixed to the body sides at roof level. Access to these beds, or upper bunks, is rendered extremely easy by means of a cleverly designed folding step, which stows away neatly when not in use. These beds measure 6' in length and 1' 9" in width, and will accommodate a 6' tall adult of corresponding weight. They fold away neatly and compactly when not in use.

ELEVATING ROOF PANEL AND CANOPY (Patent Application Regd.)

Even the tallest person can move about easily inside the Caravan when the vehicle is stationary. The design incorporates a roof panel made of translucent Fibreglass with side and end pieces of waterproof double-coated P.V.C. material. By a single upward thrust of two telescopic members, the complete roof panel with attached side and end pieces may be raised. This light, strong waterproof roof extension and canopy folds down almost to the roof line when travelling, so offering no wind resistance nor detracting from the neat appearance of the vehicle.

Dimensions: Roof aperture 2-berth: 5' 6" long x 2' 6" wide.

Roof aperture 4-berth: 5' 9" long x 3' 6" wide.

Interior height 2-berth: 6' 11".

Interior height 4-berth: 7' 4".

VENTILATION

There are three-way ventilating panels fitted to the side windows, ensuring draughtless air-conditioning under all circumstances. Sliding windows are provided in the front doors. In addition, a transparent "Perspex" ventilating panel fits in the centre of the fibreglass roof panel and may be opened or closed to any degree desired.

ROOF LINING, UPHOLSTERY AND FLOOR COVERING

An attractive washable lining is fitted to the interior and sides of the roof. All seats are trimmed in a washable P.V.C. and Rayon material to combine the advantages of hard wear with attractive colours and extreme comfort. The floor is covered in good quality hard-wearing lino, finished in harmonising colours.

CURTAINS

The whole of the window and screen areas are provided with curtains in colourful and attractive materials. New patent rails and slides ensure the utmost ease of operation and neat stowage when the curtains are not in use.

COOKING

A special two-burner gas cooker, finished in simple-to-clean vitreous enamel, is fitted in a neat housing on the offside. The housing lid, with a heat-proof washable plastic top, can be removed to form a small table when the cooker is not in use. Special carriers are fixed underneath the floor of the vehicle to accommodate two Calor gas cylinders, or one gas cylinder and extra storage space. Easy access is provided by removable panels in the floor.

A folding seat is supplied for use when cooking or preparing meals.

A two-burner gas cooker with grill attachment can be supplied at reasonable extra cost.

(*Note:* A single Calor gas cylinder is supplied and charged for with each Caravan. Cylinders are returnable for credit or exchange at any Calor gas station).

WASHING

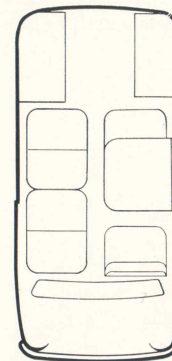
At the side of the cooker is a plastic wash basin with outside drainage from the vehicle. This is also enclosed when not in use. An adjustable dressing mirror is provided. A gravity fed 6-gallon water tank is housed in the rear nearside with a tap at a convenient distance from the floor.

MEAL TIMES

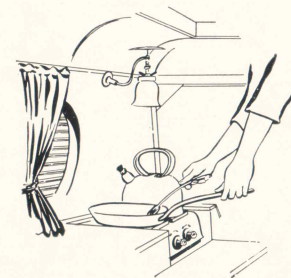
On the nearside of the body, a large size folding table can be instantly erected for four persons. By swivelling the front passenger seat round to face rearwards and moving the offside seats to the settee position, space is provided to accommodate four persons at the table. (*See photograph overleaf.*)

STOWAGE ACCOMMODATION

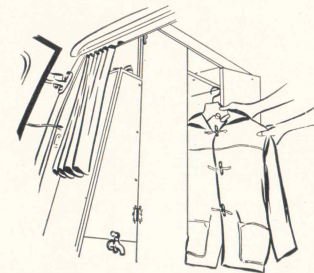
A roomy wardrobe is fitted on the nearside of the vehicle, with additional hanging hooks out of sight. Top, front, and sides of cooker and washbasin cabinets are finished in washable plastic laminate. Roomy cupboards are provided on the offside underneath the cooker and wash basin, for cooking utensils, blankets, etc. Lockers are provided in the rear doors to contain crockery and cutlery, and the lids form useful trays.



Seats arranged to form "dINETTE"



Position of "two-burner" gas cooker



Roomy wardrobe with hanging hooks

CARAVAN FITTINGS

All fixtures and fittings are enclosed in a new and attractive 'wood grain' plastic cabinet work which presents a very handsome appearance and is easy to keep clean as it is washable. All the essential fittings for caravanning are contained in the rear of the vehicle, ensuring easy entrance and exit without disturbing the arrangements of the seats or beds. Retaining catches are fitted to the rear doors.

Two interior sun visors, an ashtray and a parcel shelf to the front compartment are also included.

LIGHTING

An electric light is fitted in the front compartment and a gaslight is situated in the rear offside of the body. In the 4-berth model an extra electric light is fitted for the top berths.

OPTIONAL EXTRAS

The items described above are considered essential. There are however, many attractive articles offered as optional extras. These include such items as a special tent to sleep two further persons, a roof rack to fit to the front portion of the roof, chromium plated exterior fittings, radio, etc.

EXTERIOR COLOUR SCHEMES

A choice of colours can be made from the standard range. Special colours and dual colour schemes are available at a reasonable extra cost. A list is available describing the colour schemes which includes the optional extras obtainable.

EXTERIOR DIMENSIONS

	2-berth	4-berth
Overall height (roof down)	6' 5"	6' 6"
" " (roof erected)	9' 2"	9' 6"
Overall length	12' 10"	12' 10"
Overall width	5' 10"	5' 10"
Kerb weight: (2-berth)	1 ton 3 cwt. 3 qrs.	
Kerb weight: (4-berth)	1 ton 4 cwt. 3½ qrs.	

➡

This illustration applies to both 2-berth and 4-berth models, apart from the opening roof panel (2-berth shown) which extends to full width on the 4-berth model.



Here is the Bedford Dormobile Caravan (4-berth model) with the roof canopy folded down. The roof rack illustrated is an optional extra.





4-berth model illustrated above : 2-berth model front cover

The vehicles described herein are the joint products of VAUXHALL MOTORS Ltd., Luton and MARTIN WALTER Ltd., Folkestone.

In accordance with the Vauxhall policy of progressive improvement, the right is reserved to alter any details of price, specification or equipment without notice.

B.729/20M/159

Printed in England by
Staddons at The Crescent Press, Crescent Road, Luton