



# THAMES

COMMERCIAL  
VEHICLES




# THAMES VEHICLES



◆ Semi-forward control gives the best combination of:  
 Cab comfort.  
 Long load space.  
 Short overall length.  
 Small turning circle.


- ◆ "Thames" semi-forward control commercial vehicles from 2 to 8 tons.
- ◆ 128 in. and 157 in. wheelbases for truck operation.
- ◆ 122 in. wheelbase for tipper (Dump Truck) operation, and semi-trailer use.
- ◆ V-8 30 h.p. (85 b.h.p.) engine available on all models.
- ◆ P-6 diesel 6-cylinder engine available on all models except 2-ton vehicles.
- ◆ All models supplied with complete cab, or with cab front end only, according to your requirements.
- ◆ A range of standard bodies and of special bodies for Municipal and other particular uses.

## THAMES




### 2 ton Van

With a big body capacity of 450 cubic feet (12.74 cu. m.), a 2 ft. 10 ins. (.86 m.) loading height, with sliding doors to driver's compartment and full width opening doors at rear, this is an ideal vehicle for fast long distance transport of goods that need protection. Available with the V-8 30 h.p. (85 b.h.p.) petrol engine only.



The "Thames" Sussex, 6-wheeler, powered by a V-8 petrol or a P-6 diesel engine, has a maximum gross vehicle weight of 225 cwts. and embodies unique features in the design of its two "live" rear axles.




122 in. articulated (semi-trailer) chassis with cab, available with V-8 30 h.p. (85 b.h.p.) petrol engine or P-6 Diesel Engine.

See our catalogue for full details—

### 4 cubic yard 'TIPPER'

(3.06 Cu. M.)



Built for heavy work, on the "Thames" 122 in. chassis the stout all steel body is designed to give long service and a clean tip. Load space measures 7 ft. 1½ ins. (2.172 m.) by 6 ft. 6 ins. (1.981 m.) by 2 ft. 4½ ins. (0.724 m.). Tailboard hinged at top and bottom. Available with either drop sides or fixed sides. The simple hydraulic tip gear, operated from the driver's seat, gives a fast, smooth 48° tip, ensuring clean and rapid unloading. Available with 30 h.p. (85 b.h.p.) petrol engine or P-6 Diesel Engine.

# GENERAL SPECIFICATION

## THAMES 2-8 TON VEHICLES

### V-8 PETROL ENGINE

8-cylinder 90° side valve engine, bore 3.06 ins. (77.79 mm.); stroke 3.75 ins. (95.25 mm.). Swept volume 221 cubic inches (3622 cubic cm.). R.A.C. rating 30.01 h.p. Maximum B.H.P. at 3600 r.p.m., 85 b.h.p. Cast alloy steel crankshaft, with 3 large main bearings, detachable liner bearings throughout. Aluminium alloy pistons on fully-floating piston pins.

### Fuel System

Dual downdraught carburettor with diaphragm type accelerator pump. Fuel supplied via mechanical pump driven from camshaft drawn from 14 gallon (63.643 litre) tank.

### CLUTCH

Centrifugally assisted, dry single plate clutch 11 ins. (27.94 cm.) diameter.

### TRANSMISSION

Four-speed spur type gearbox with all shafts operating on ball or roller bearings. Oil capacity 4 imperial pints (2.27 litres).

Rear axle has fully floating spiral bevel final drive, with straddle-mounted pinion, carried on roller bearings.

Standard Axle Ratios for Petrol Models:—2, 3, 4 ton 5.83:1; 5 ton, Sussex, Sussex "Jekta" 6.67:1; 4 cu. yd. Tipper, Artic. unit, "Jekta" 7.6:1.

Options on Petrol Models:—2, 3, 4 ton, "Jekta," 4 cu. yd. Tipper 6.67:1; 5 ton 5.83:1.

Additional options:—4, 5 ton 7.6:1. No option for Artic. Unit, Sussex or Sussex "Jekta."

Standard Axle Ratios for P-6 Diesel Models:—3, 4, 5 ton, 4 cu. yd. Tipper, "Jekta," Sussex and Sussex "Jekta" 6.67:1; Artic. Unit 7.6:1.

No Diesel model for 2 ton.

Options on P-6 Diesel Models:—3, 4, 5 ton 5.83:1; 4 cu. yd. Tipper 7.6:1; Artic. Unit 6.67:1. No option for "Jekta," Sussex or Sussex "Jekta."

### STEERING

Worm and roller: Ratio 18.7:1. 18 in. (45.72 cm.) diameter steering wheel.

### BRAKES

Hydraulically-operated fully self-energising brakes, with servo assistance on models over 2 ton. Foot brake operates on all four wheels, hand brake operates on rear wheels only through separate mechanical linkage.

Drum diameters: 2/3 ton 14 ins. (35.56 cm.). 4/5 ton and Sussex 16 ins. (40.64 cm.).

### INSTRUMENTS, EQUIPMENT, ETC.

Built-in headlamps. Flush fitting sidelamps. Combined stop and tail light. Non-glare instrument panel light. Electric windscreen wiper. Electric horn. Inspection lamp socket. All gauges conveniently grouped on central instrument panel. Two-piece safety glass windshield, opening on driver's side. Flush fitting ventilators controlled from inside cab. Large toolbox in cab. Rise and fall windows in both cab doors.




*Ford Policy is one of continuous improvement, the right to change prices, specifications and equipment at any time without notice is reserved.*



By Appointment to H.M. King George VI  
Motor Vehicles Manufacturers

**FORD MOTOR COMPANY LIMITED DAGENHAM**

*There are  
Thames and  
Thames Sussex  
vehicles for  
every trade  
and purpose*



## **FORD SERVICE everywhere ensures ECONOMICAL OPERATION**

All over the world Ford Dealers are equipped with the tools, the spares, and the engineering "know how" to give real service to Ford products. With the "Thames" range you can be sure not only of quality, economy and low price in the vehicles themselves, but the support of the whole vast Ford Organisation. Low cost, low running expenses, low repair charges, and Ford Service, all add up to the finest and most economical "buy" in commercial vehicles.