

St. Louis 3
Admission

THE DE LUXE ANGLIA & DE LUXE PREFECT

.....STYLED FOR TO-DAY



Two cars with styling, performance and comfort that put them way ahead of the rest of the light car field—the de luxe Anglia and the de luxe Prefect.

Ford of Dagenham have unequalled experience in building light cars and in the Anglia and Prefect their designers, engineers and craftsmen have combined to produce two cars which offer every desirable feature to the new owner. Good looks in the modern manner, sparkling performance, comfortable seating, “Glide-Ride” suspension, thrifty engines and, of course, world wide Ford Service. At right is the two-door Anglia de luxe.





..... AT HOME IN ANY SETTING


The Anglia de luxe offers styling which makes it suitable for any occasion. It is a car which is at home in any company and in every setting. Thoroughbred performance, too, from the 1172 c.c. 36 b.h.p. engine designed to give brilliant acceleration and maintain high cruising speeds without the extravagant use of fuel. The hydraulic brakes and excellent all round visibility coupled with outstanding road holding make these cars really safe on the road too.



New and elegant styling for the rear lights of the Anglia and Prefect which incorporate amber flashing turn indicators, red reflectors and combined stop and tail lights. This picture shows too one of tasteful colour combinations used in the trim on the inside of the Prefect doors.





..... SUPERBLY



GRACEFUL LINES

The comfortable roomy rear seats of both the Anglia de luxe and Prefect de luxe are upholstered in a wide range of colourful materials, Nylonweave, P.V.C. in plain or check patterns or genuine leather are all available. Ask your Ford Dealer for details of these and the single and two-tone body colours which are available for these cars.



This is the Prefect de luxe. Four-door style leader of Ford of Dagenham's light car line. Note the classic styling of the front end. Distinctive headlamp surrounds with a chromium insert embracing both the headlight and combined parking light and flashing turn indicator. Rugged chrome bumper and sparkling chrome grille all combine to set off the graceful lines of this car.




.... "NEW LOOK" FEATURES

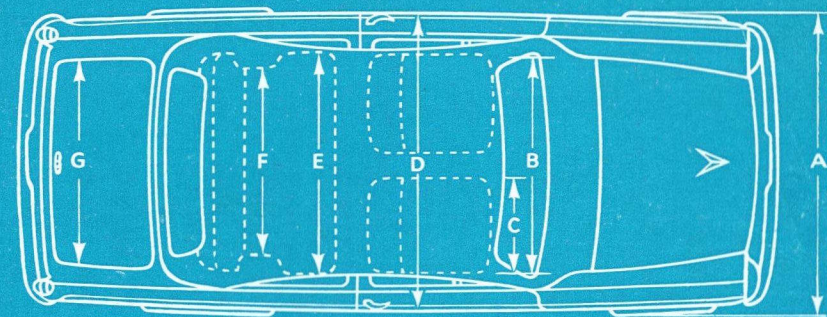

The elegant exterior styling of the Anglia and Prefect de luxe is not let down by the comfort and convenience to be found inside. The new facia panel shewn on the cover of this brochure features neatly grouped instruments, clearly seen from the driving position, a lockable glove compartment, and easily reached controls.

Another "New look" feature that helps to make the Anglia and Prefect de luxe even better value for money than ever before is the larger rear window for improved all round visibility.

... TWO PEDAL CONTROL

Semi-Automatic two-pedal control is now available as an option at extra cost for the Anglia and Prefect. This is driving at its easiest—ask your Ford Dealer for full details.





***Some important
dimensions
of the Anglia and Prefect***

A.	Overall Width (Exterior)	60.75 inches	154.55 cms.
B.	Width over Front Seats	42.00 inches	106.68 cms.
C.	Front Seat Width	19.00 inches	48.26 cms.
D.	Overall Width (Interior)	50.00 inches	127.00 cms.
E.	Rear Seat Width (Maximum)	45.00 inches	114.30 cms.
F.	Rear Seat Hip Room	37.75 inches	121.92 cms.
G.	Luggage Compartment Opening	40.00 inches	101.60 cms.
H.	Rear Window Height	14.00 inches	35.56 cms.
I.	Rear Seat Headroom	33.00 inches	83.82 cms.
J.	Front Seat Headroom	36.00 inches	91.44 cms.
K.	Windshield Height	15.25 inches	38.73 cms.
L.	Luggage Compartment Height	18.00 inches	45.72 cms.
M.	Luggage Compartment Depth	31.50 inches	82.85 cms.
N.	Rear Seat Cushion Depth	18.00 inches	45.72 cms.
O.	Rear Seat Height	14.50 inches	36.73 cms.
P.	Rear Legroom	36.50 inches	92.71 cms.
Q.	Steering Wheel to Front Seat	6.00 inches	16.12 cms.
R.	Front Legroom	44.00 inches	111.72 cms.
S.	Front Seat Cushion Depth	17.00 inches	43.18 cms.
T.	Front Seat Height	13.00 inches	33.02 cms.
U.	Overall Height	58.75 inches	149.47 cms.
V.	Wheelbase	87.00 inches	220.98 cms.
W.	Overall Length (Anglia and Prefect)	149.75 inches	380.61 cms.

de luxe Anglia and Prefect

engine	Four cylinder, side valve. Bore 2.5 ins. (63.5 mm.). Stroke 3.64 ins. (92.5 mm.). Cubic capacity 71.55 cu. in. (1172 c.c.). Compression ratio 7.0 : 1. B.H.P. 36 at 4,500 r.p.m. Torque 53 lbs./ft. at 2,500 r.p.m.
engine lubrication	Full pressure feed by submerged gear-type pump to main camshaft and connecting rod bearings. By-pass type external filter. Pressure relief valve in pump.
ignition	12-volt coil ignition. Centrifugal automatic advance and retard distributor. Spark plug size 14 mm.
fuel system	Diaphragm-type mechanical fuel pump. Down-draught carburettor with combined air cleaner and silencer. Fuel tank capacity 7 gallons (31.82 litres).
cooling system	Pressurised. Belt driven, two blade fan (four blade optional for hot countries). Water pump. Thermostatic control. Capacity of system 1.46 gallons (6.6 litres).
transmission	Single dry plate clutch. Central gear lever. Three-speed gearbox. Synchromesh on second and third gears. Helically cut, constant-mesh gears. Overall ratio : 1st gear 17.246 : 1, 2nd gear 8.889 : 1, 3rd gear 4.429 : 1, reverse 21.228 : 1. Gearbox oil capacity 1.68 pints (0.95 litre). Semi-Automatic transmission available at extra cost.
rear axle	Three-quarter floating axle, crown wheel and pinion final drive. Dynamically balanced, open drive shaft. Needle roller bearing universal joints. Axle ratio 4.429 : 1. Oil capacity 1.36 pints (.773 litre).
front suspension	Built-in independent coil spring suspension. Hydraulic double-acting shock absorbers. Stabiliser bar embodied.
rear suspension	Longitudinal, semi-elliptic springs. Telescopic, double-acting hydraulic shock absorbers.
brakes	Hydraulic internal expanding, 8 ins. x 1.25 ins. (203 mm. x 31.75 mm.). Front, two leading shoes. Rear, single leading shoe. Total brake lining area 76.8 sq. in. (495.5 cm.). Foot brake on all four wheels, hand brake on rear wheels only.
steering	Worm and peg type. Ratio 11.5 : 1. Two-spoke type steering wheel, diameter 16 ins. (406.4 mm.).
electrical equipment	Two-brush, ventilated generator. Compensated voltage control. Drive adjustable. 12-volt starter motor. Dual Windtone horn operated by central button on steering column. Battery : 12-volt, 40 amp hr. at 20 hr. rate.
controls	Choke and starter knobs ; ignition, lighting and instrument light switches ; windshield wiper knob ; foot-operated headlight dimmer switch.

de luxe Anglia only

instruments

Two separate circular dials mounted in panel on fascia. The left-hand dial incorporates speedometer, odometer and main beam indicator. The right-hand dial incorporates the fuel gauge, oil warning light, ignition warning light and temperature gauge. Flasher warning lights mounted between dials. For left-hand drive vehicles the position of the dials is reversed.

body

All-steel welded integral construction. Two doors. Safety glass all round (laminated windshield available at extra cost). Curved-type fixed windshield and rear window. P.V.C.-lined roof. Built-in, barrel-type door lock fitted to driver's door handle. Adjustable, tip-up bucket-type front seats. Separate luggage compartment under lock and key accessible from outside, capacity approx. 10 cu. ft. (.28 m³). Spare wheel housed in luggage compartment.

general equipment

Vacuum-operated windshield wipers. Rear number plate illumination light. Rear view mirror. Ashtrays. Sun visors. Provision for fitting heater, defrosters, radio, overriders, sumpshield and fire extinguisher at extra cost. 5.20 x 13 tyres (4 ply black), 6 ply black or 4 ply or 6 ply white side wall and 5.60 x 13 tyres optional at extra cost.

general dimensions

Wheelbase	...	7 ft. 3 ins.	2.209 m.
Track—front	...	4 ft 0 ins.	1.219 m.
Track rear	...	3 ft. 11½ ins.	1.207 m.
Kerb weight	Approx.	1716 lbs.	778.4 kg.

de luxe Prefect only

instruments

As for de luxe Anglia.

body


All-steel welded integral construction. Four doors. Safety glass windshield (laminated windshield available at extra cost). Curved-type fixed windshield and rear window. P.V.C.-lined roof. Built-in, barrel-type door lock fitted to driver's door handle. Adjustable bucket-type front seats. Separate luggage compartment accessible from outside, capacity approx. 10 cu. ft. (.28 m³). Spare wheel housed in luggage compartment.

general equipment

Vacuum-operated windshield wipers. Rear number plate illumination light. Rear view mirror. Ashtrays. Sun visors. Provision for fitting heater, defrosters, radio, overriders, sumpshield and fire extinguisher at extra cost. 5.20 x 13 tyres (4 ply black), 6 ply black or 4 ply or 6 ply white side wall and 5.60 x 13 tyres optional at extra cost.

general dimensions

Overall length	...	12 ft. 5½ ins.	3.806 m.
Overall width	...	5 ft 0½ ins.	1.545 m.
Overall height (unladen)	...	4 ft. 10½ ins.	1.494 m.
Wheelbase	...	7 ft. 3 ins.	2.209 m.
Track—front	...	4 ft. 0 ins.	1.219 m.
Track—rear	...	3 ft. 11½ ins.	1.207 m.
Kerb weight	Approx.	1765 lbs.	800.6 kg.



FORD MOTOR COMPANY LTD., DAGENHAM, ENGLAND