

FIAT
238





Fiat 238

*The new light truck
in 10 versions.*

*Conceived to meet
most economically the widest
range of cargo and passenger
transport requirements.*


*On the basis of extensive
market surveys,
the various versions
were specifically designed
to fulfill the needs of many
different users,
such as wholesalers, retailers,
industries, firms, workshops,
repair and service people,
sports clubs, hotels,
tourist agencies, hospitals, etc.
Ample load capacity,
easy loading and excellent
manoeuvrability are the basic
features of the 238.
Ideal for rapid, agile and safe
transport in today's
complex traffic conditions.*





238 body and mechanical units

*The Fiat 238 is characterized
by a low loading height only
16 in. (41 cm) from the ground,
for easy loading and unloading.
1500 engine (1438 cc)
46 h.p. (DIN)
speed 65 mph (105 kph) and
over. Five bearing crankshaft.
Engine fitted with arrangement
for recirculating blow-by gases.*

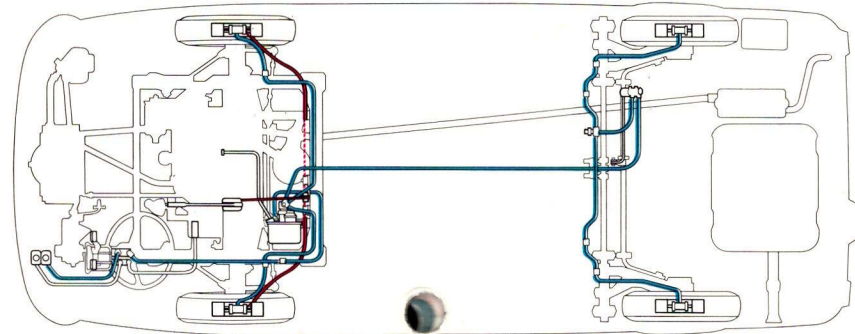




Front wheel drive with transverse engine-transmission unit located ahead of the cab. This arrangement, which puts the major part of the load on the front driving wheels ensures that when fully laden, the weight of the vehicle is almost exactly equally distributed between both axles.




Independent suspension all round ensuring excellent road holding under all loading conditions. The «all forward» configuration ensures constant front wheel road adhesion, so that even when unladen, the 238 can extricate itself from difficult surface conditions.

Low centre of gravity ensures high degree of stability and complete safety over any route so that high commercial averages can be maintained. Alternator ensures that the battery charge is maintained even when engine speed is low, a useful feature in stop-start delivery work.

Braking system: Vacuum servo reduces pedal effort and makes driving easier. Brake load proportioning valve ensures optimum retardation under all conditions of load.



Braking system diagram




238 comfort

In the 238 function comes first. Comfort and easy cab access for the driver.

Curved windscreen, wide doors hinged at the front, big windows with swivelling quarter lights and wind-down main windows ensure exceptional visibility. Welcoming seats, adjustable folding driver's seat: bench-type passenger seat for two hinging forward for engine access.





Exceptionally effective heating system. An additional air vent is located in the cab roof, just above the upper screen rail to provide efficient ventilation of the passenger compartment. Sheet metal scuttle finished to match exterior paintwork. Comprehensive dashboard with easy-to-read instruments.

In the centre of the scuttle is an air outlet with two adjustable louvres for directing air in to the cab and demisting the windscreen. Ashtray. Passenger side: radiator filler cap access flap. In the centre, under the scuttle, the heating and ventilating unit.



238 van

A conventional light-duty vehicle
for rapid transport
of goods under cover.
Entirely functional body that
satisfies the widest variation
of service requirements.
Payload: 2,200 lb. (1000 kg).
Capacity: 230 cu.ft. (6.5 cu.m.).
Wide, deep, easy access
loading-carrying area.





INTERNAL MEASUREMENTS

Overall length: 9 ft. 2 in.
(2795 mm).

Overall width: 5 ft. 6 in.
(1680 mm).

Interior height (centre line):
4 ft. 11½ in. (1510 mm).




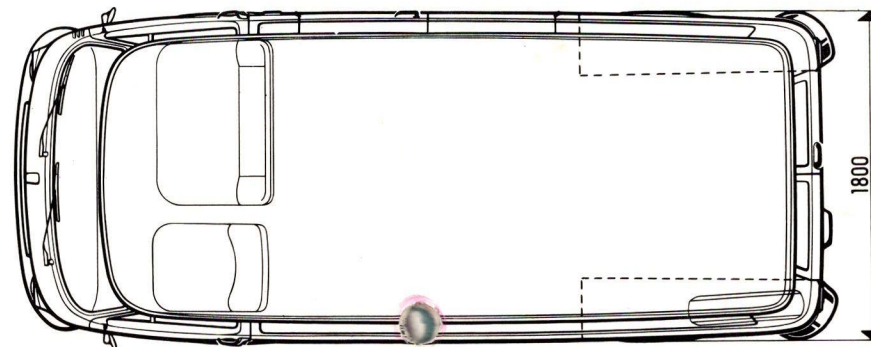

Low loading height,
16 in. (41 cm)

from the ground, unladen,
and 14 in. (35 cm)
fully laden.

Side door:
height 4 ft. 2 in. (1295 mm)
width 4 ft. 7 in. (1400 mm).
Double doors opening through
180 degrees with
no external protrusion.



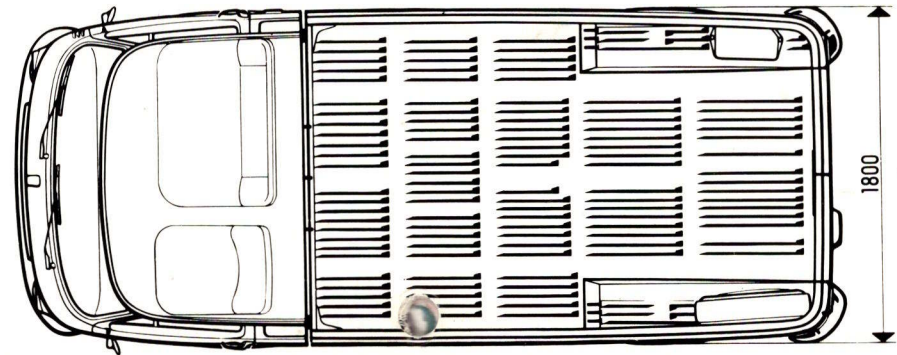
Excellent accessibility,
easy loading and unloading.
Double rear doors.

Rear door opening:
height 4 ft. 2½ in. (1285 mm)
width 3 ft. 8 in. (1120 mm).




The low loading platform and wide opening rear door enable the vehicle to be used for a wide range of applications. Payload: 2200 lbs. (1000 kg).

Cargo body inner dimensions:
Length 9 ft. 0²¹/₃₂ in. (2760 mm)
Width 5 ft. 5 in. (1650 mm)
Height of side 2 ft. 6⁵/₁₆ in. (770 mm)


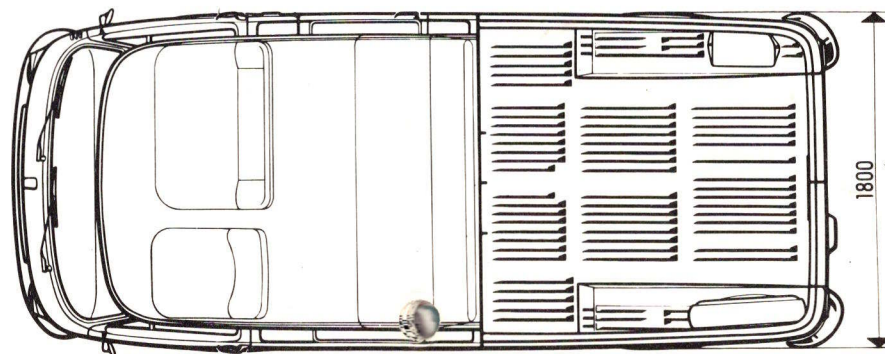




238 light truck with crew cab




Suitable for firms or contractors needing to transport teams of workers with their tools or equipment. Wide load variations are possible, from seven passengers plus a 7.3 cwt (400 kg) load to driver only plus a 16 cwt (820 kg) load. Crew cab: three access doors.

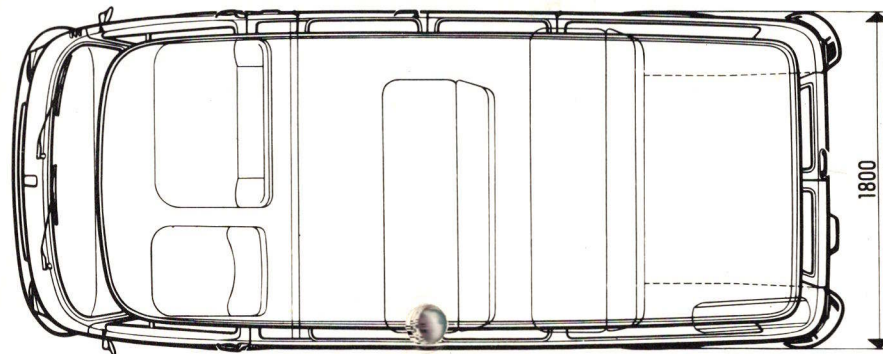
Cargo body inner dimensions:
Length 5 ft. 0 ²¹/₃₂ in. (1820 mm)
Width 5 ft. 5 in. (1650 mm)
Height of side
2 ft. 6 ⁵/₁₆ in. (770 mm)




238 dual purpose van



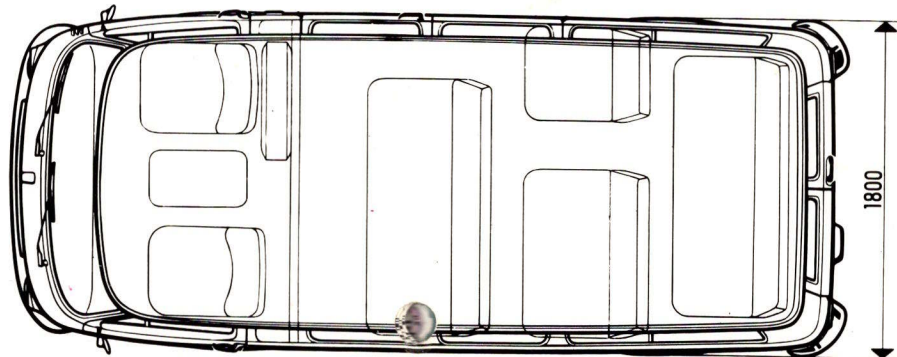
Another alternative permitting simultaneous transport of goods and passengers. Wide variations are catered for, ranging from 9 passengers with a 7.3 cwt (400 kg) load to driver plus a payload of 18.3 cwt (960 kg). Wide and protrusion-free loading platform is obtained by removing the seats.




238 bus



*A private passenger
transport version.
Eleven seats plus 2.7 cwt.
(140 kg) payload.
(Goods can be easily loaded
from the back door and placed at
rear and underneath
the last seat).
Well appointed interior
with accessible
and comfortable seats.*

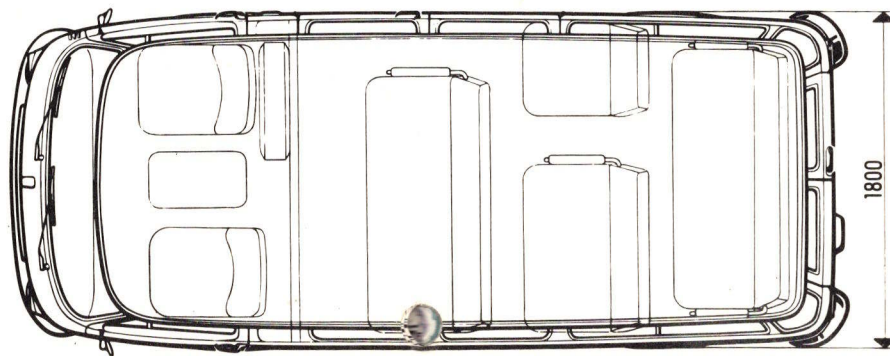


238 de luxe bus




A private luxury passenger transport version, for clubs, sports groups, airport services, hotels, tourist services, etc.

Eleven seats plus 2.3 cwt. (120 kg) payload. (Goods can be easily loaded from the back door and placed at rear and underneath the last seat). A high degree of comfort and finish.

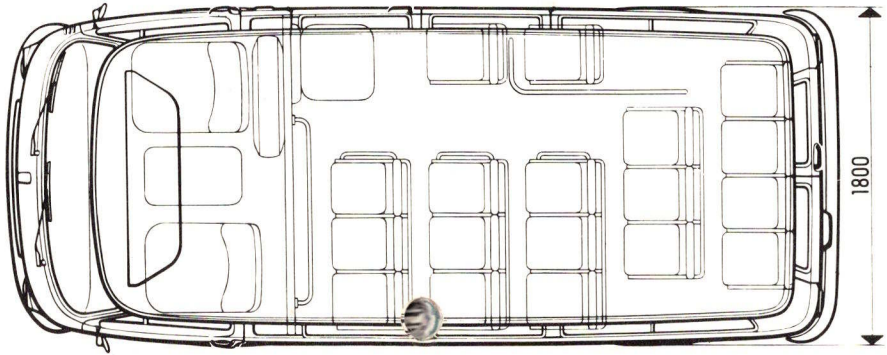
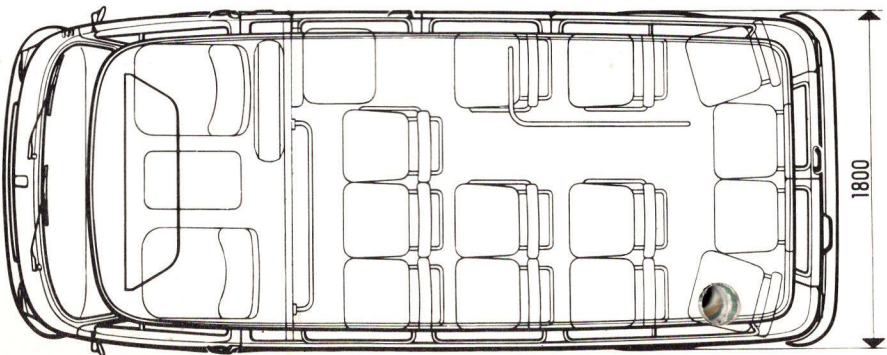


238 school bus




The problem of taking children to school and bringing them home again every day, especially when their families live some distance away in the suburbs or in the country is resolved by specially designed Fiat school buses.

Two versions provide modern, safe, and comfortable accomodation for 16 children of secondary school age and 21 of primary school age.

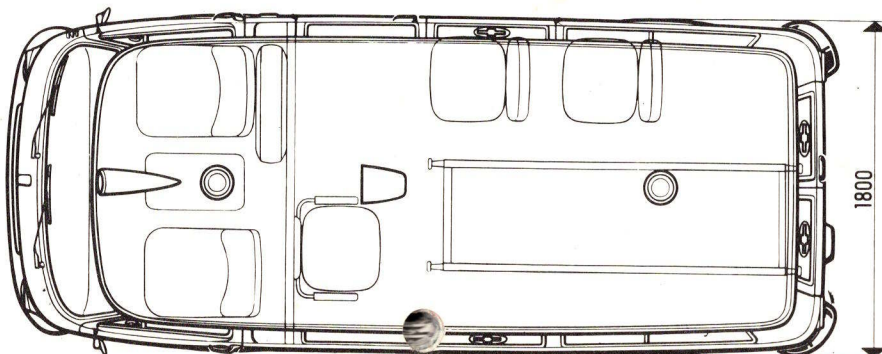


238 ambulance



Specially designed version for carrying out ambulance and first aid duties in a modern and efficient manner. Seats 5, including driver. 2 stretchers plus 6 cwt. (310 kg) of medical equipment.

Interior: easy access for stretcher loading. Comfortable seats with safety belts for attendants. Large size first aid cabinet. Efficient heating and ventilating system.



Specification

Bodywork

All-metal, heavy-duty structure.
Wheelbase 2.40 m (94.5 in).
Front track 1.484 m (58.4 in).
Rear track 1.489 m (58.62 in).

Chassis

Integral with bodyshell
at centre and rear.
Independent, bolted to
bodyshell at front.

Engine

Four cylinders in line.
Capacity 1,438 c.c.
Bore 80 mm (3.15 in)
stroke 71.5 (2.99 in).
Compression ratio 8-to-1.
Maximum power rating (DIN) 46 HP.
Cast-iron cylinder block.
Light alloy cylinder head.
Overhead valves.
Horizontal single-tube carburetter.
Mechanical type fuel pump.
Gear pump forced-feed lubrication.
Full-flow oil filter.
Cooling: pressurised cooling mixture
circulated through header tank
and twin series-connected
radiator cores;
electrically-operated
thermostatically-controlled booster
fan blowing on auxiliary radiator core.
The booster fan is a two-speed unit
which can also be controlled manually
for cab interior heating.
Solenoid-operated starter motor.
The power unit (engine-clutch-gearbox)
is a transverse-mounted
front-wheel-drive assembly
floating on rubber mountings.

Clutch

Single dry plate, hydraulically-operated.
Automatic wear take-up.

Transmission

Front live axle.
Axle drive shafts each fitted
with slip joints at differential end
and constant velocity
universal joints at wheel end.
Final drive ratio 10/53.

Gearbox

Four forward speeds plus reverse.
Synchromesh on all forward gears.
Floor type gear control lever.

Differential unit

Integral with gearbox.
10/53 helical final drive
reduction gears.

Front suspension

Independent, control arms at
the bottom and cross-mounted
leaf spring at the top which also
acts as a stabiliser.
Double-acting, hydraulic
telescopic shock absorbers.
Sealed-for-life ball joints.

Rear suspension

Independent, featuring
transverse-mounted torsion bars.
Longitudinal control arms with
variable flexibility bump pads.
Anti-sway bar and double-acting
hydraulic telescopic shock absorbers.

Steering

Worm and roller.
Independent symmetrical control rods
and longitudinal drag link
from drop arm to relay lever.
Sealed-for-life ball pins.

Brakes

Hydraulically-operated,
acting on the four wheels,
with vacuum power assistance.
Proportioning valve acting
on rear wheel brake line.
Handbrake acting on rear wheel
brake shoes.

Fuel tank

Situated at the rear under the floor.
Capacity 41 litres
(9 Imp. Gals - 10.8 U.S. Gals).

Electrical system

12 Volts. Alternator rating 53 Amps.
Battery rating 48 Amp/hour.

Heating and ventilation

Two-speed booster fan.

Wheels

Disc type; rim size 5 K - 14".
Tyre size 6.50 - 14" (6 p.r.).

Speed

over 105 k.p.h. (over 65 m.p.h.).

Payload

1,000 kg (2,200 lbs)
not including driver.

For a Fiat Fiat Service

Wherever Fiat trucks arrive,
Fiat Service is ready.
A highly specialised organisation
— men, tools, and equipment —
ready to ensure that your truck
is always perfectly maintained.
Fiat Service guarantees:
economy for the owner;
rapid assistance with
mobile workshops;
a complete and comprehensive
guarantee for every car.
Prompt factory spares delivery.
World spares distribution centre
is the imposing «Fiat Ricambi»
works in Turin.
The power of the Fiat Service:
approximately 10,000 Service
Centres throughout the world.

The descriptions and illustrations in this brochure are for information only. Without changing the basic specification of the models here described and illustrated, Fiat reserves the right to modify any mechanical parts, fittings or accessories on the vehicles, at any time, without public notice, if such modifications constitute improvements or are considered necessary for manufacturing or commercial reasons.

FIAT - Press and Propaganda - Edition N. 2673
Printed in Italy - Mario Grosi/Tomasone & c. - Torino